

Wisper Home App Feature Breakdown:

Scrollable Quick Link Carousel: Your Experience Hub

Swipe through easy-to-use tools like speed tests and parental controls right on the main screen to find what you need fast—no hunting required.

MyPrioritiesIQ Modes: Managed Wi-Fi That Fits Your Day

Choose “Gaming Mode” for smooth play, “Work Mode” for reliable video calls, or “Entertainment Mode” for uninterrupted streaming.

Easy Self-Install & Onboarding

Set up your Wi-Fi in just a few steps, with clear instructions right in the app.

Real-Time Alerts & Performance Stats: Stay Ahead

Get notifications if your Wi-Fi slows down, plus stats to keep it running smoothly.

People Profiles & Device Recognition: Make It Personal

Create avatars for each family member and see every device on your network. Spot and block unknowns easily so you know who’s online and to keep your Wi-Fi safe and secure.

Content Controls & Security: Safe and Sound

Pause the internet for bedtime, filter out unsafe sites, and employ network level cybersecurity to block hackers to keep your crew safe online and your network protected.

Built For You:

Family-Friendly Control:

Manage your Wi-Fi without needing a tech degree—it’s as simple as checking your email.

Made for Everyone:


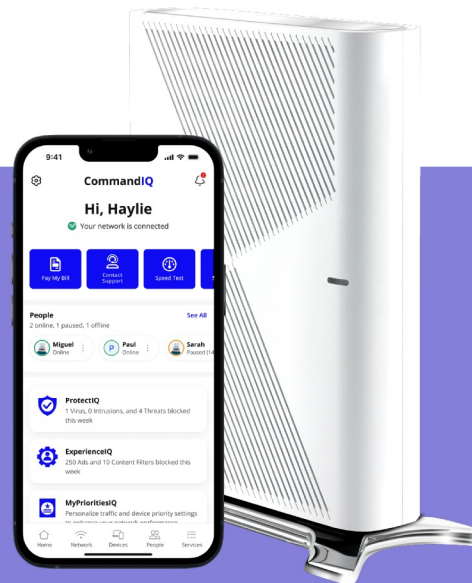
From kids to gamers to work-from-home parents, there’s something for every family member.

Stress-Free Setup and Management:

Get started in minutes, customize your network with simple controls, and enjoy Wi-Fi that works the way you need it to.



wisperisp.com
800-765-7772
9711 Fuesser Rd.
Mascoutah, IL 92558



The Wisper Home App:

Your Home's Wi-Fi, Your Rules

Manage your home Wi-Fi with ease, keep everyone safe, secure, and connected, and enjoy a customizable managed Wi-Fi experience —whether you’re gaming, working, parenting, or just relaxing.



Get started with the app

The app allows you to easily manage your home or small business Wi-Fi network within minutes. Download the app and take control of your Wi-Fi network today!

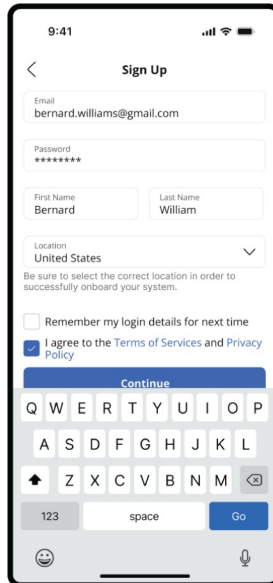
Step 1

Download the app. You can search either the Apple App Store or the Google Play Store for Wisper Home App, then install it on your mobile device.



Step 2

Select 'Sign up' or 'Log in' to set up your system and access Wi-Fi controls and protection.



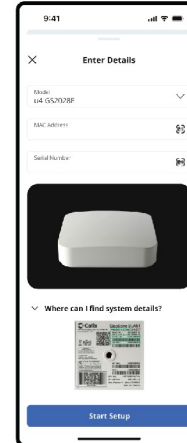

Step 3

Select 'Set Up a New System' or 'Replace an Existing System'.



Step 4

Scan the QR code on your system, or enter the system details manually.



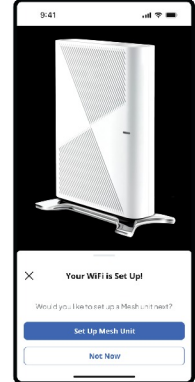
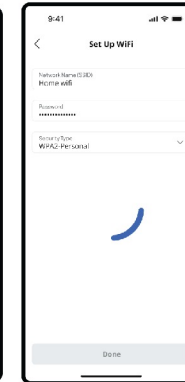
Step 5

Follow the next steps for new system set up.



Step 6

Now that your new system is set up, you can set up your Wi-Fi network.



Need help?

Start a chat with support at [wisperisp.com](https://www.wisperisp.com) or give us a call at 800-765-7772

MIDWEST IS BEST

